

Exames Privados Brightest- Registro de Candidato Passo 1:



Abra o link Brightest.org e clique no ícone de usuário no canto superior direito para criar conta.



[Certifications](#) [Exams](#) [Training Courses](#) [Training Provider Partners](#) [BrightX Webinars](#) [Contact us](#) | [EN](#)



At brightest

we are committed to helping you **reach your potential.**

Book your **Certification Exam**



Brightest Private Exam

Electronic exams for individuals administered by a Pearson VUE expert in real time via webcam (now also available for ISTQB).

 [Register now!](#)



Brightest Center Exam

Electronic exam for individuals at **any of the 5200+ Test Centres** with easy registration via the Pearson VUE website.



Brightest Green Exam

Electronic group exams of at least 6 participants in six different languages, anywhere in the world.



Brightest Paper Exam

The **classic exam experience** for groups of at least 6 participants in a growing number of languages.

 [Contact us](#)



Registro de Candidato Passo 2:

Fare clic sul pulsante 'Create Account' per creare un nuovo account..



Access for Brightest Exam Participants

Sign In

Create Account



Access for Brightest Training Provider Partners

Username*


Password*

login


[Forgot password?](#)


Registro de Candidato Passo 3:

Insira o seu email, senha, e concorde com os termos e condições.



CertificationsExamsTraining CoursesTraining Provider PartnersBrightX WebinarsEN





Sign Up for Brightest Exam Participants

Email (Username)*


Confirm Email (Username)*

Password*

- Your password can't be too similar to your other personal information.
- Your password must contain at least 8 characters.
- Your password can't be a commonly used password.
- Your password can't be entirely numeric.

Confirm Password*


☐ I agree to the Brightest [Terms and Conditions](#), as well as the [Privacy Policy](#)*



Create Account


If you already have an account, please [Sign In](#).

What our participants say:




"As a Training Provider you need knowledgeable and competent partners to guarantee quality service to your clients! Brightest is a spectacular examination provider to partner with!"

Claudine Allen
Trainer and Owner of Callen Software




"Working with Brightest has been an exceptional experience, thanks to their expertise, professionalism, and dedication to empowering professionals worldwide."

Guino Henostroza
CEO of Qualizens




"I have taken multiple ISTQB exams via Brightest and they provide a great service. In many occasions I have even received the results within a few hours! "


Daniel Van der Zwan
Systems Support Expert at Kuehne + Nagel




Growing Global Exam Portfolio.



Exams in Over 160 Countries.




Thousands Certified Each Year.




Exams Possible in 12 Languages.


Registro de Candidato Passo 4:

Depois de confirmar o seu endereço de email, pode fazer login na sua conta Brightest.



CertificationsExamsTraining CoursesTraining Provider PartnersBrightX WebinarsEN





Access for Brightest Exam Participants


Login*

Password*

☒ Remember me [Forgot Password?](#)

[Sign In](#)

No account?, then please [Sign up](#) first.



Access for Brightest Training Provider Partners

[Back](#)

Registro de Candidato Passo 5:

Escolha 3 perguntas de segurança e as respectivas respostas.




khadidja@brightest.org


ID: BRIGHTEST00011


User00011

 [My Profile](#)


 [Edit Profile](#)

 [Book an Exam](#)

 [My Exam Appointment\(s\)](#)

 [My Results](#)

 [Resources](#)

 [Support](#)

 [Sign Out](#)

Please select 3 security questions and answer:

Please remember your answers as they will be required regain access to your account.

Choose a Question:

What is the name of your first pet?

Answer:

Choose a Question:

Which city were you born in?

Answer:

Choose a Question:


What is the name of your first pet?

Answer:


[Save Security Questions](#)


Registro de Candidato Passo 6:

Preencha a sua informação pessoal na seção Edit profile.



CertificationsExamsTraining CoursesTraining Provider PartnersBrightX WebinarsEN





khadidja@brightest.org
ID: BRIGHTEST00011
khadidja zegrir

My Profile

Edit Profile

Book an Exam

My Exam Appointment(s)

My Results

Resources

Support

Sign Out

100%

Update Profile

Please make sure that the "First" and "Last Name(s)" are entered as they appear on your government issued photo ID that is required to start your exam. At the top of the page please enter your name and address using exclusively Latin characters (A, B, ... Z) [click for more information](#). If your ID contains special characters (such as 顔, 열, x, اسم) or specific accents (ã, â, ã, ã), kindly respond "yes" to the "Special Character" question located at the bottom of the page. This will enable you to input your name exactly as stated on your ID, so it can be confirmed at the exam.

Please note that if you are already registered for an exam or have previously taken an exam using this profile and wish to change your name, you must contact Brightest at info@brightest.org. Please provide a copy of your photo ID and specify the reason for the name change.


Note: Required fields marked with an *.

First Name(s):*	Last Name(s):*
<input type="text" value="khadidja"/>	<input type="text" value="zegrir"/>
Academic Title:	Preferred Communication Language:*
<input type="text" value="Example: Dr. or Prof."/>	<input type="text" value="English"/>
Company Name:	Street and House Number:*
<input type="text" value="Company Name"/>	<input type="text" value="Krausnickstraße 13"/>
Country:*	City/Town:*
<input type="text" value="Germany"/>	<input type="text" value="Berlin"/>
Postal Code:*	Mobile Phone Number (Only spaces and numbers i.e., 1234567891):* 📞
<input type="text" value="10115"/>	<input type="text" value="🇩🇪 +49 1646465465416"/>
2nd Phone Number (Only spaces and numbers i.e., 1234567891): 📞	
<input type="text"/>	
<div>My name and address contain special characters that I could not enter authentically above. <input type="checkbox"/> No</div>	

Registro de Candidato Passo 7:

Na seção “Book an exam” escolha o exame e o idioma em que o vai fazer.

Por exemplo: ISTQB CTFL Português do Brasil.



The screenshot displays the Brightest user interface for a candidate's registration. On the left is a sidebar with a user profile section and a list of navigation links. The 'Book an Exam' link is highlighted with a red rectangle. The main content area is titled 'Step 1: Choose your exam' and includes instructions to select a certification exam and language. A list of exams is shown, each with a logo, name, and a red chevron icon. The 'ISTQB' exam is highlighted with a red rectangle. Below the list, there are two rows for selecting the exam and language. The first row is highlighted with a red rectangle and shows 'ISTQB® Certified Tester Foundation Level (Version 4.0)' and a 'Choose Exam Language' dropdown menu.

Step 1: Choose your exam
Please select the certification exam you wish to take as well as the language you wish to take it in.

Left Sidebar:

- Profile: khadidja@brightest.org, ID: BRIGHTEST00011, khadidja zegrir
- My Profile
- Edit Profile
- Book an Exam**
- My Exam Appointment(s)
- My Results
- Resources
- Support
- Sign Out

Exam List:

- Agile United
- API United
- Artificial Intelligence United
- Data & Analytics United
- DESIGN SPRINT alliance**
- DevOps United
- International Function Point Users Group
- International Software Architecture Qualification Board
- ISTQB** International Software Testing Qualifications Board

Exam Selection (Highlighted):

- ISTQB® Certified Tester Foundation Level (Version 4.0)
- Choose Exam Language

Exam Selection (Bottom):

- ISTQB® Certified Tester Foundation Level (2018)
- Choose Exam Language

Registro de Candidato Passo 9:


Clique em “Start Schedule” para escolher a data, hora e modalidade do exame (Privado ou num Centro de Exames). Será redirecionado para o website no nosso parceiro Pearson VUE.



khadidja@brightest.org


ID: BRIGHTEST00011

khadidja zegrir

 My Profile


 Edit Profile

 Book an Exam

 My Exam Appointment(s)

 My Results

 Resources

 Support

 Sign Out



ISTQB® Certified Tester Foundation Level (Version 4.0)

Step 3: Confirm And Schedule Exam

Schedule your exam (select a suitable time slot and finalise your payment/registration) via our partner websites Pearson VUE.

You Have Selected English As Your Native Language



Schedule Your Exam via Pearson Vue

Now we have the information to register your exam in pearson vue

 Start Schedule

Registro de Candidato Passo 10:

Escolha “in person at a test center” para fazer a prova num Centro de Exames.

>>

👤


🏠


🔗

Select exam options

CTFL_2018: ISTQB® - Certified Tester Foundation Level


How do you want to take your exam?

 In person at a test center

 OnVUE Online with OnVUE


I have a Private Access Code

Prepare for your test center exam




Your photo ID

We'll verify your government-issued identification (ID) when you arrive for your exam.
Review [admission & ID policies](#).



What to expect

Familiarize yourself with the testing experience so you feel confident on test day.
Watch our [short video](#).



Personal items

Review the items that you can have during testing that do not require prior approval.
View [comfort aid list](#).

Questions?

Check out the [FAQs](#).

Next

Registro de Candidato Passo 11:

Encontre um Centro de Exames perto da sua localização.



Find a test center

CTFL_2018: ISTQB® - Certified Tester Foundation Level

Search

You can select up to three test centers to compare availability.

Helpful hints:

- The test center information link may provide directions, parking, wheelchair support or other physical access considerations.
- Distance (mi/km) is a straight line calculated from the center point of your search criteria and does not reflect driving distance.

Test Center

Distance

[Show km](#)



zTest Lab - UK TP

The Lighthouse

14 The Quays

Salford Quays

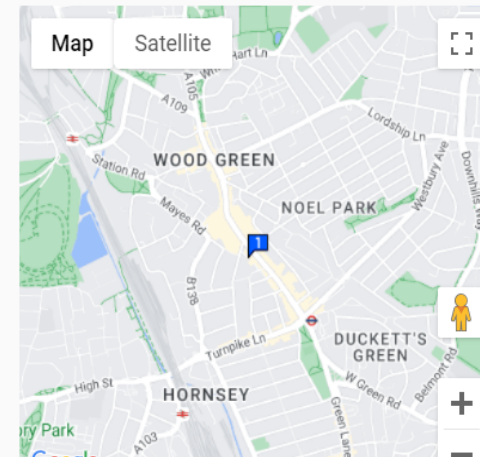
Salford

M50 3BF

United Kingdom

[Test Center Information](#)

576.7 mi



Selecione o Centro de Exames com a localização mais adequada para você



Registro de Candidato Passo 12:

Selezione a data e hora para a sua prova.

1. Select a date at your preferred test center

zTest Lab - Config 180 - Tom G
27 S German St
New Ulm, Minnesota 56073
United States

[Find another test center](#)

Select a date from the calendar. Only dates with appointment availability can be selected.

June 2023						
Su	Mo	Tu	We	Th	Fr	Sa
				1	2	3
4	5	6	7	8	9	10
11	12	13	14	15	16	17
18	19	20	21	22	23	24
25	26	27	28	29	30	

1. Selezione a data



[Why can't I find an available appointment?](#)

2. Select your appointment start time

How would you like times displayed?

12 hr (e.g., 2:00 PM)

☒ 24 hr (e.g., 14:00)

Would you like to book this appointment?



Friday, June 30, 2023

13:15 - 14:30 America/Chicago - CDT

Explore more times


Book this appointment


2. Selezione a hora




Registro de Candidato Passo 13:


Confirme se os detalhes da marcação do seu exame estão corretos e prossiga para o checkout.







>>









Cart

[Review and confirm](#) contact information to avoid issues on test day.

Description	Details	Price	Actions
Exam CTFL_2018: ISTQB® - Certified Tester Foundation Level Language: English Length: 75 minutes ⓘ	Appointment Friday, June 30, 2023 Start time: 13:15 America/Chicago - CDT Change Appointment Location zTest Lab - Config 180 - Tom G 27 S German St New Ulm, Minnesota 56073 United States Change Test Center	235.00	Remove

Confirm contact information

⚠ **IMPORTANT:** Your first/given and last/surname/family name must match exactly as it appears on the identification (ID) that is presented at the time of testing. If there is not an exact match, you will not be able to take your test and you will not be reimbursed for any fees paid. [Update my information.](#)

Name:
khadidja zegrir

Telephone:
+49 1646465465416

ESTIMATED TOTAL DUE: EUR 235.00

Proceed to Checkout

Registro de Candidato Passo 14:

Insira o seu método de pagamento. Se tem um voucher pré-pago da Brightest ou do seu provedor de treinamento, por favor adicione-o no campo “add voucher or promo code” para reduzir o valor final.

Enter payment and billing

Order Total

Subtotal: 235.00

Estimated Tax: 44.65

ESTIMATED TOTAL DUE: **EUR 279.65**

Add Voucher or Promo Code

W5612-8564

Required information is marked with an asterisk (*). Enter information on this page in the single byte alphanumeric characters.

Card Details

We accept the following cards:



*Card Type:

Select one...

*Card Number:

(Do not include hyphens or spaces)

*Expiration Date:



06

2023

Registro de Candidato Passo 15:

Clique em “Submit order” para confirmar a marcação.

A sua fatura e a confirmação de marcação do exame serão enviados para o email usado no seu registro (na sua conta Brightest).



>>

←

⊕

🏠

↔


Almost there...

Description	Details	Price
Exam CTFL_2018: ISTQB® - Certified Tester Foundation Level Language: English Length: 75 minutes ⓘ	Appointment Friday, June 30, 2023 Start time: 07:00 America/Denver - MDT Location zTest Lab - Config 214 - Brian Hodges 720 South Colorado Blvd Denver, Colorado 80222 United States	235.00

Exams for	Order Total
Name: khadija zegrir	Subtotal: 235.00
BRIGHTTEST ID: 10011	Tax: 0.00
	Promotion Code: -235.00 <i>Brightest 100% promo code</i>
	TOTAL DUE: EUR 0.00
	EUR 0.00

Previous

Cancel Order



TOTAL DUE: EUR 0.00

Submit Order

Se tiver mais alguma dúvida, não hesite em entrar em contato conosco pelo e-mail info@brightest.org

A promotional banner for the Brightest organization. The background is a light gray with a subtle geometric pattern. In the center, the 'brightest' logo is displayed with the tagline 'Reach Your Potential' above it. Below the logo is a dark blue circle containing a white question mark icon and the text 'Pearson VUE', next to a small white robot head icon. To the left of the central logo is a vertical list of seven 'United' program logos: PtU (Performance Testing), API·U (API), SeU (Selenium), DOu (DevOps), AiU (Artificial Intelligence), AU (Agile), and DAU (Data & Analytics). To the right of the central logo are four more logos: iSAQB (International Software Architecture Qualification Board), DESIGN SPRINT alliance, SNAP (Software Non-Functional Assessment Process), and ISTQB (International Software Testing Qualifications Board). At the bottom center, the website address 'www.brightest.org' is written in a simple, dark font.

Performance Testing
PtU United

API·U **API UNITED**

SeU **Selenium United**

DOu **DevOps united**

AiU **Artificial Intelligence United**

AU **Agile United**

DAU **Data & Analytics UNITED**

Reach Your Potential
brightest

Pearson
VUE

iSAQB
International Software Architecture
Qualification Board

DESIGN
SPRINT
alliance

SNAP
Software Non-Functional Assessment Process
MAKING SOFTWARE SIZE COMPLETE

ISTQB
International Software
Testing Qualifications Board

www.brightest.org